






FORMATI SIZES FORMATS FORMATE

| |  1120 |  1121 break |  1100 |  1000 |
|---|--|--|--|--|
| Formati Sizes Formats Formate | cm M* 12,5x12,5 4 ⁷ / ₈ "x4 ⁷ / ₈ " | cm M* 12,5x12,5 2 pc 4 ⁷ / ₈ "x4 ⁷ / ₈ " | cm M* 12,5x25 4 ⁷ / ₈ "x9 ⁷ / ₈ " | cm M* 25x25 9 ⁷ / ₈ "x9 ⁷ / ₈ " |
| Talco 010 | ● ● ● | ● | ● ● ● | ● ● ● |
| Cemento 060 | | | ● ● | ● ● ● |
| Basalto 061 | | | ● ● | |
| Sabbia 030 | | | ● ● | |
| Ebano 070 | | | ● ● | ● ● |
| Avorio 011 | ● ● ● | ● | ● ● ● | ● ● ● |
| Onda 020 | ● ● | ● | ● ● | ● ● ● |
| Mare 021 | ● ● ● | | ● ● ● | ● ● ● |
| Alga 050 | | | ● ● | ● ● |
| Pino 051 | | | ● ● | |
|  | mm 8 | mm 8 | mm 8 | mm 8 |

| | Misure nominali Nominal sizes Cotes nominales Nennmasse | Misure di fabbricazione Workside Cotes de fabricatio Herstellmasse | |
|---------------------|---|---|---|
| 1120 | cm M* 12,5x12,5 M* 4 ⁷ / ₈ "x4 ⁷ / ₈ " | mm 118x118 4 ⁵ / ₈ "x4 ⁴¹ / ₆₄ " | ● Matt ● Pinhead ● Roccia ● Rigata/Cannelé |
| 1121 break** | cm M* 12,5x12,5 M* 4 ⁷ / ₈ "x4 ⁷ / ₈ " x 2 pc | mm 118x118 4 ⁵ / ₈ "x4 ⁵ / ₈ " x 2 pc | |
| 1100 | cm M* 12,5x25 M* 4 ⁷ / ₈ "x9 ⁷ / ₈ " | mm 118x243 9 ⁹ / ₁₆ "x9 ⁹ / ₁₆ " | |
| 1000 | cm M* 25x25 M* 9 ⁷ / ₈ "x9 ⁷ / ₈ " | mm 243x243 9 ⁹ / ₁₆ "x9 ⁹ / ₁₆ " | |

* M= formato modulare modular size format modulaire modulformat

** Da separare in cantiere A break on job site À séparer en chantier Spaltplatten auf Baustelle zuberechen

Importante: la modularità dei formati si ottiene con fuga di 7 mm Important: modularity of different sizes is based on 7 mm grouting joints

Important: la modularité des formats est calculée avec un joint de 7 mm Wichtig: Für Modulverlegung die empfohlene Fugenbreite ist 7 mm